

# SNARC


## ACTIVITIES KIT




# REDUCE, REUSE, RECYCLE

# THINGS TO

Cut a slot in the back of a bottle, glue on some bottlecap legs, bit of a face and there's your millennium piggy bank!



You can fill with dirt, a plastic bag, mini green



Try making these out of soft drink bottles...

## ① bird feeder..

Cut a couple of holes, and poke a stick through... make a wire hanger, add a few crumbs and you and the birds are in business...



## COMPOST SCRAMBLE

Lots out c rich grow unscr below

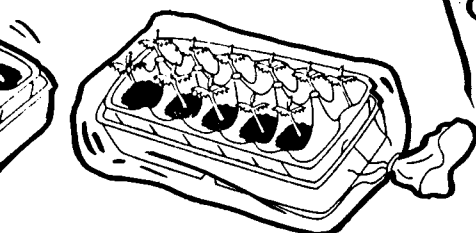
## ② mini greenhouse.

Cut the bottom off your bottle, throw in some dirt and baby plants, on with the top and watch them grow!




# MAKE AND DO





Use an egg carton and put it inside a box to make a mouse.



You can make a gift basket by cutting the bottom of a plastic bottle. Cut a strip to make a handle, and decorate with ribbons and tape.




Use things we throw away to be used to make soil to help plants. See if you can unscramble the words to find some!




Can you think of any other things you could compost?

JOIN THE DOTS AND COLOUR THIS PAGE...




Find the hidden words!

The words below are hidden in this maze, up down, diagonally and backwards....




- AEROSOLS
- ALUMINIUM
- BATTERIES
- BOTTLES
- CARDBOARD
- COMPOSTING
- GLASS
- HAZARDOUS
- LANDFILL
- LEAVES
- TRASH
- LITTER
- NEWSPAPERS
- OIL
- OIL FILTERS
- PLASTIC
- RECKLE
- REUCE
- REUSE
- TIRES

Every month in the Auckland region we generate enough rubbish to fill a rugby field over ten stories high




Colour in this game, make some markers, roll a dice and play! First in the bin to WIN!




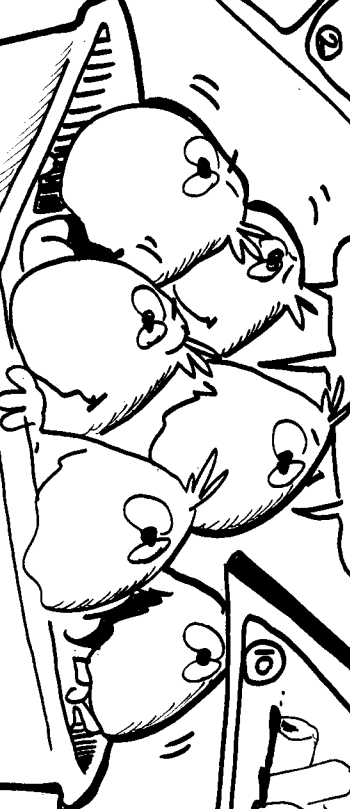


REDUCE, REUSE RECYCLE!



START HERE



GARAGE SALE





# PAPER MAKING

(100% RECYCLED!)


You'll need:  
BUCKET, SPONGE, BLENDER,  
WATER, WASTE PAPER...  
AND SCREEN TRAY

- ① Fill blender  $\frac{1}{3}$  full with water
- ② Shred paper into 4 cup container
- ③ Add shredded paper to blender in small handfuls
- ④ STOP when paper pulp is like thick gravy
- ⑤ pour paper pulp into screen tray
- ⑥ swirl water to suspend paper, then lift screen straight up out of water
- ⑦ Gently sponge the paper pulp on screen to remove excess water...
- ⑧ Carefully lift off and place on newspaper to dry



# REUSE IDEAS

## TRASH TANGLE..



- Planters.. use egg cartons, bottles, small containers to grow little plants...
- Pencil Holders.. cans and jars are great for storage.
- Swings... old tyres make good swings.
- Shovels/ Bailleurs  
Detergent bottles can be reused at the beach or on a boat.
- Bags... supermarket bags can be used again
- Wrapping paper can be used over and over
- Bird feeders can be made from old bottles.
- Fill glass jars with sweets & decorate ...

Can you think of other ways to REUSE things...

