


E
N
V
I
R
O
N
M
E
N
T





Reusing waste conserves resources and reduces pollution.

neighbour?

Tips for Reusing Waste:


1. Use It Again!

- Before you throw something away, think whether it can be used again. Wash and save those yoghurt pots, takeaway containers, glass jars, and steel cans. They can be used again for things like storing odds & ends, lunches, picnics or plant pots.



2. Borrow, Hire or Share

- Power tools, party goods and lawnmowers are things you may use only now and then. Why not hire them instead of buying or perhaps share with a



Information sheet 2

3. Sell or Donate

- Your rubbish could be someone else's treasure! Why not donate items to charities or op shops? Or sell them to a secondhand shop?

clothing swap, sell or donate them for a local church or school fair, use scraps as rags, take to your nearest clothing bin

toothbrushes use to scrub hard to reach places in kitchens and



4. Maintain, Mend, Repair

- Why not save that old toaster, bicycle or pair of shoes? A simple repair or mending could mean less waste going to the landfill.




plastic bags wrap lunches, use as kitchen tidy liner

egg cartons use for seedling trays

eye glasses ask if your local chemist will accept them

- Proper maintenance of appliances, cars, and clothing can add years of life.



5. What to do with those old...

tea bags add to compost pile

waste paper use for messages or shopping lists

magazines drop them at your local surgery, playcentre or hospital

curtains or sheets use as rags for painting, or cleaning or as dust covers


toys donate to schools, teacher resource centres, playcentres, kindergartens, hospitals or charities

6. Shop for Bargains!

You can find bargains galore at garage sales, secondhand shops, school galas, flea markets and community fairs. This kind of shopping is good for the environment as well as your wallet.

7. Make a Treasure Box

- Create a special 'treasure' box to keep leftover art supplies, waste paper, buttons, felts, cloth pieces, etc. for future art projects and creations.



8. Wrap It Up

- Wrap gifts in reusable bags, containers or try a tea towel.



- Save wrapping paper, bows and boxes to use again.
- Make your own wrapping paper from newspaper or scratch paper.
- Look for gifts that are unpackaged or minimally packaged without unnecessary plastic wrap or cardboard backing.
- Recycle greeting cards - cut out the pictures to use as gift tags.



Auckland
Regional
Council

For further information
Regional Waste
Private Bag 92 012
Auckland

ARC Wasteline (09) 366-2070
February 1999